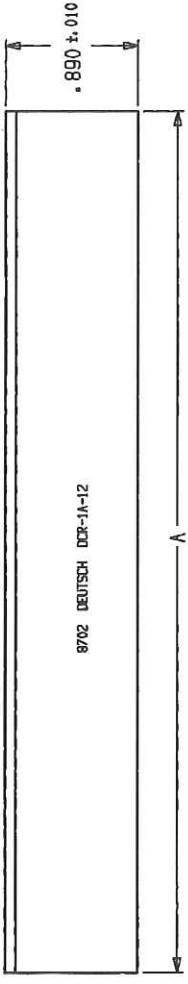
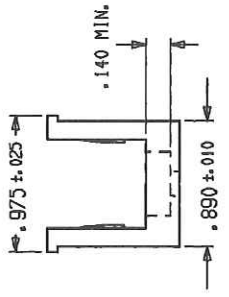
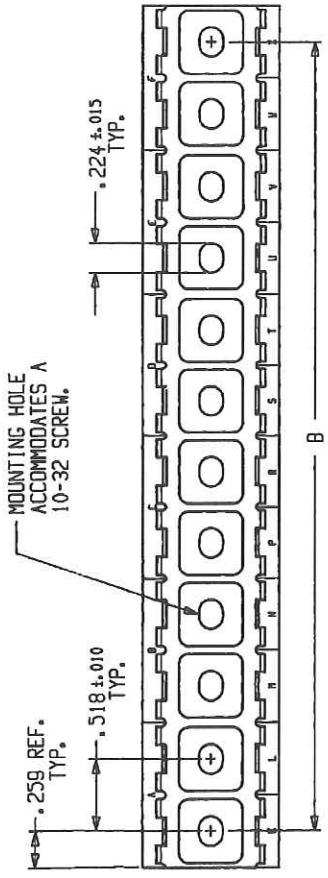


REV	DESCRIPTION
N/C	NEW RELEASE PER E.O. A7417
A	REVISED PER E.O. A7729
B	REVISED PER E.O. A10425
C	REVISED PER E.O. D0369

12-14-87 L STOLLE
12/11/87



##	A ±.015	B ±.010	WEIGHT (Gms.)	WEIGHT (Ozs.)
02	1.036	.518	5.30	.19
03	1.554	1.036	7.95	.28
04	2.072	1.554	10.60	.37
05	2.590	2.072	13.25	.47
06	3.108	2.590	15.90	.56
07	3.626	3.108	18.55	.65
08	4.144	3.626	21.20	.75
09	4.662	4.144	23.85	.84
10	5.180	4.662	26.50	.93
11	5.698	5.180	29.15	1.03
12	6.216	5.698	31.80	1.12
13	6.734	6.216	34.45	1.21
14	7.252	6.734	37.10	1.31
15	7.770	7.252	39.75	1.40
16	8.288	7.770	42.40	1.50

##	A ±.015	B ±.010	WEIGHT (Gms.)	WEIGHT (Ozs.)
17	8.806	8.288	45.05	1.59
18	9.324	8.806	47.70	1.68
19	9.842	9.324	50.35	1.78
20	10.360	9.842	53.00	1.87

DCR-1A-12

- MATERIAL: THERMOPLASTIC (C)
- THE COMPOSITE RAIL MEETS OR EXCEEDS THE MECHANICAL AND ENVIRONMENTAL REQUIREMENTS OF MIL-T-81714.
- OPERATING TEMPERATURE: -55°C TO +175°C. MAX. PULLOUT LOAD OF 10 LBS. AT +175°C.
- RAIL PART NO. BREAKDOWN:
DCR-1 # - ##
LENGTH
FINISH: A = BLACK COMPOSITE
BASIC IDENTIFICATION

NOTE: 1. DIMENSIONS ARE IN INCHES UNLESS OTHERWISE SPECIFIED.

DCR-1X-XXENV

CP DEUTSCH 16
MUNICIPAL AIRPORT
BENNING, CALIFORNIA

CODE 1119
DCR-1A-12

SHEET 1 OF 1

COMPOSITE RAIL
CTJ
ENVELOPE

SIGNATURE & DATE
DR L. STOLLE 9/30/87
CHK L. STOLLE 12-14-87
PE L. STOLLE 9/30/87
APPD L. STOLLE 12/11/87
SCALE